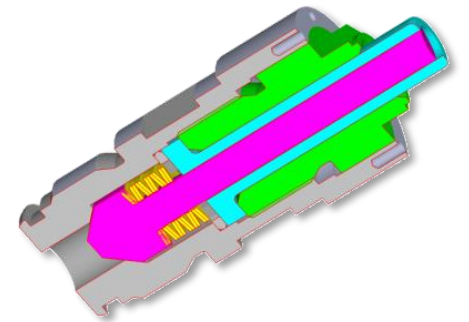





Gas Injection Technology for High Pressure Die Casting



**Magnesium and Aluminum
Gas-Injection-Technologie**

Gas Injection Technology for High Pressure Die Casting

Why and For Which Reason



Greater latitude during product design




Production of complex geometries for hollow components



Reduced component costs through material savings



Machine-independent retrofitting on all cold and hot chamber HPDC systems



Gas Injection Technology for High Pressure Die Casting

Examples of Suitable Components


Housings with media lines:



Handles - Levers - Pedals:







Structural components:




Fittings:




-  Weight reduction through avoidance of thick sections
-  Creation of cavities without additional processes
-  No lost sand or salt cores
-  Closed hollow components instead of ribbed structures sensitive to dirt

Gas Injection Technology for High Pressure Die Casting


Basic Principle of Gas Injection



Melt dispensing



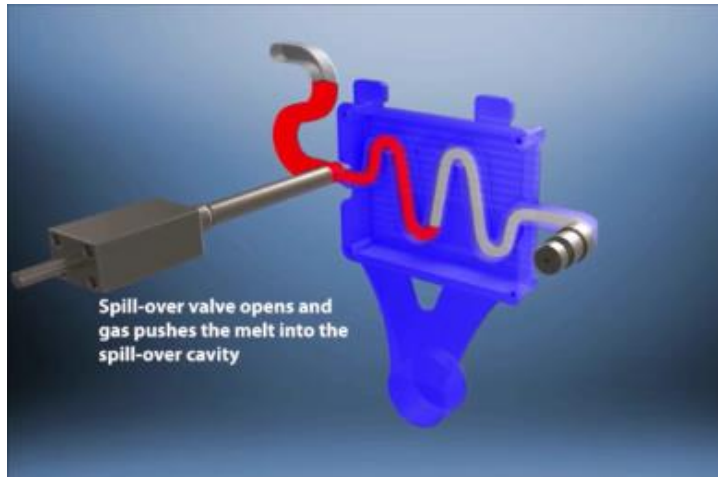
Cavity filling




Gas pressure is built up




Injector penetrates



Liquid core is displaced into overflow cavity



Gas retention and holding pressure phase



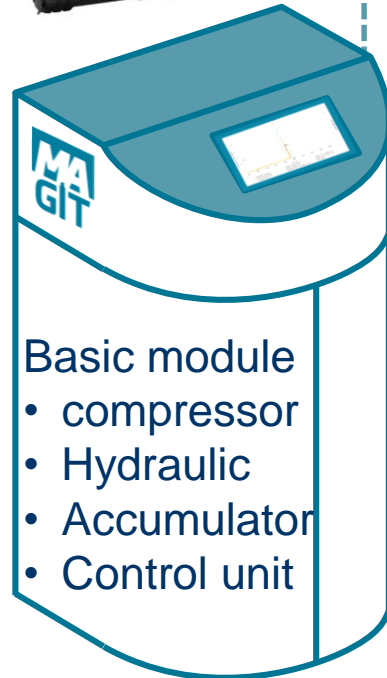
Completed component with cooling channel

Gas Injection Technology for High Pressure Die Casting

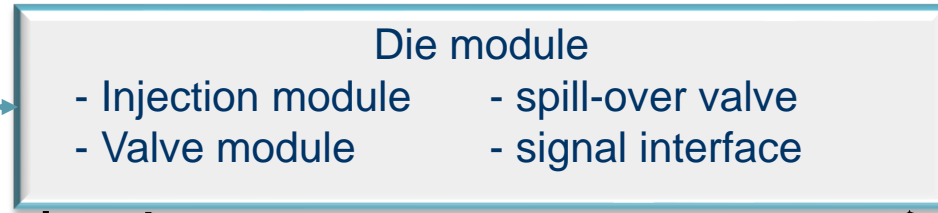
Structure of MAGIT System:



Tablet PC control



Sensor signals



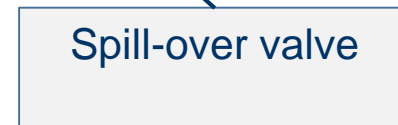
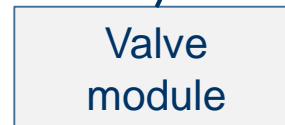
temperature

pressure

MFKS signal

gas

oil



Gas Injection Technology for High Pressure Die Casting

Contact:



Interested?

Any other questions?

We'll be happy to advise you
Franz.krall@magit-hpdc.com

or

+49 173 8525112