



**Magnesium and Aluminium
Gas-Injection-Technology**

DEFINITION



MAGIT is the gas injection technology for creating integrated hollow structures for a wide variety of casting processes, from high- and low-pressure casting of light metals to die casting of non-ferrous metals.


This technology involves the still liquid melt at the core of the component being displaced into an opening overflow cavity during the cooling phase in the die, creating reproducible and defined cavities in castings during the casting process itself without the need for upstream and downstream processes.

Typical applications include integrated cooling lines in power electronic housings, media-carrying lines with integrated attachments, lightweight structural components, closed outer contours used instead of ribbing and many more.


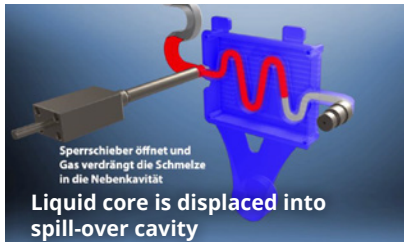



The entire **MAGIT** plant technology is also designed to facilitate retrofitting in the case of existing casting cells, regardless of the manufacturer involved.

WHY AND WHEREFOR

- **Greater latitude during product design**
- **Production of complex geometries for hollow components**
- **Reduced component costs through material and process savings**
- **More efficient thermal management of components.**




MAIN PRINCIPLE GIT GAS INJECTION



COST REDUCTION POTENTIAL

- Integration of fluid ducts directly into casting parts
- One-piece parts with cooling channels without joining an sealing work
- Without additional insert tubes or lost cores
- Closed hollow components instead of ribbed structures sensitive to dirt



DESIGN OF THE MAGIT SYSTEM

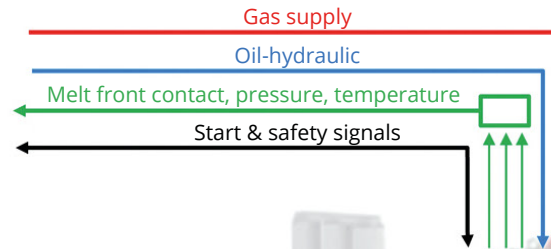
MAGIT Power modul

Stand-alone control unit with integrated high-pressure compressors




MAGIT Die modules

Pursuant to die and component concept/design



Hot and cold chamber casting cell

MAGIT can be retrofitted regardless of manufacturer



Injection module
incl. hydraulic valves



Overflow module
with gate valve



AN HOLISTIC SUPPORT AND GUIDANCE OFFER

Our **MAGIT together** philosophy is an holistic support and consulting offer from the component developer via the toolmaker to the die caster.



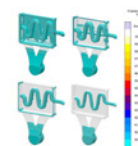
Plant technology

We offer the complete technology range of all necessary systems and components. From the nitrogen supply to the **MAGIT** power modules to the die modules, you receive all the necessary equipment from a single source to successfully implement to use **MAGIT**.



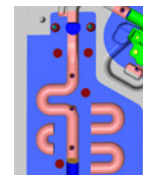
Support for Gas-compatible component design

- Functional integration (avoidance of friction stir welding or inserts)
- Optimum duct dimensioning and course
- Integration of gas brakes
- Design of duct connection geometries (screw bosses, ribbing)



Solidification and filling simulation

- Casting layout with MAGMA software
- Simulation of solidification phase, taking gas injection into consideration
- Theoretical determination of duct wall thickness
- Determination of cavity volume



Creation of die concepts

- Specification of ideal injector positions and overflows
- Definition of component position in die
- Dimensioning and positioning of gate valve
- Layout of overflow cavity



MAGIT injector

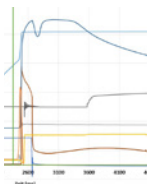
The injector technology, which enables the reproducible introduction of gas to the interior of the die-cast component, is decisive for the success of this gas injection technology.

The injection process for the gas and, consequently, the quality of industrial-scale die-cast components can only be assured with the injectors appropriate for use with **MAGIT**.



Die-adapted injection and overflow cavity modules consisting of the following:

- Connection plates with standardised hydraulic, cooling water, gas supply and sensor connections
- Different injector and gate valve lengths adapted to suit die
- Tool inserts for overflow and injection duct



Process optimising of MAGIT process following commissioning and installation of new dies

- Optimising of gas injection
- Optimising of injector and gate valve opening and closing times
- Adaptation of overflow volume
- Optimising of clearing and holding pressure



Broad range of diverse component tests

- Testing pursuant to LV 124
- Vibration testing (on 24 kN and 70 kN shakers)
- Static and dynamic burst pressure testing
- Flow testing (oil, glycol, water)
- Climatic chambers
- Leak tests
- Pressure loss measurements (air, oil, glycol, water)
- Pulsation tests (air, hot air, oil, glycol, water)

Service & Training

We offer complete post-commissioning support with the following:

- Operator training
- Prompt replacement and wear part supply
- Support during maintenance and service work
- Service training



**we look forward
to your enquiry**

TiK Technologie
in Kunststoff GmbH
Siemensstraße 21
D-79331 Teningen

Franz Krall
Lärchenwaldstraße 18
A-4820 Bad Ischl

franz.krall@magit-hpdc.com
Tel. +49 173 8525112

www.magit-hpdc.com